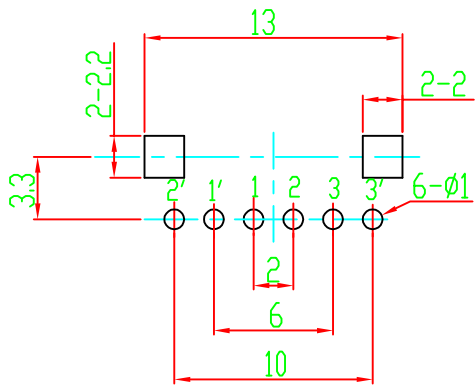
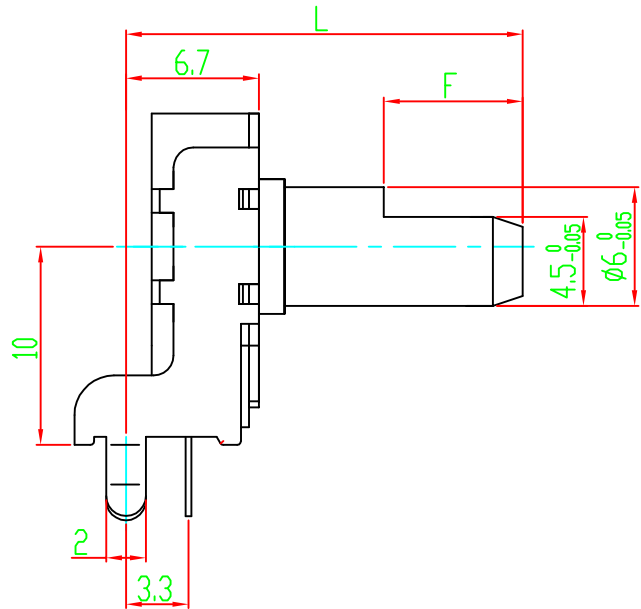
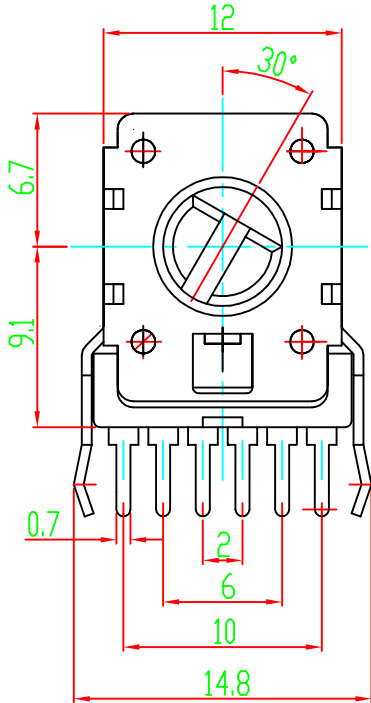


Shaft Shown in Full  
C.C.W. Position



P.C.B MOUNTING DETAIL

L	15	20	25	30	
F	6	7	12	12	

02				05			
01				04			
	DATE	REVISION	APPROVED	03			
			DRAWING NO:				
			MODEL: WH124-2 L20F7 "一"字槽				
			 <b>常州宇豪电子有限公司</b> CHANGZHOU YUHAO ELECTRONIC CO.,LTD.				
DRAW	CHKD	APPD					